

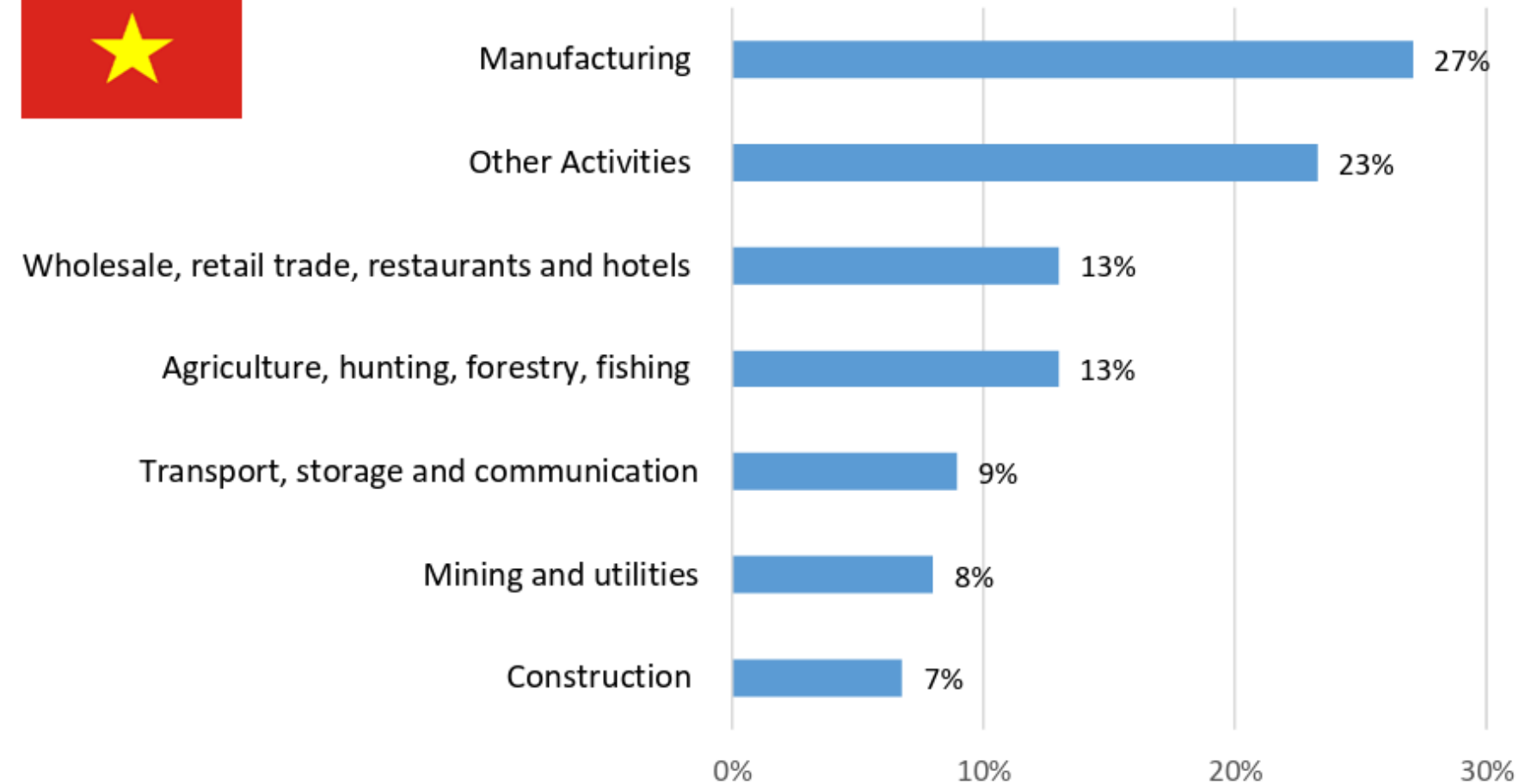
# Vincent Vogelsang

Consultant 'Data & Policy', Prognos/ECCP

# Economic profile of Vietnam

- In 2024, the economy had a total **GDP** of **EUR 407.9 billion**
- **GDP per capita PPP** reached **EUR 14,000** in 2024
- Vietnam has exhibited consistent **economic growth**, with an average annual rate reaching almost 7% over the past decades
- **Manufacturing** remains the **key economic sector**, representing 27% of the annual GDP
- Other notable sectors include **Wholesale, retail trade, restaurants, and hotels** and **Agriculture, hunting, forestry, and fishing** (both 13%)

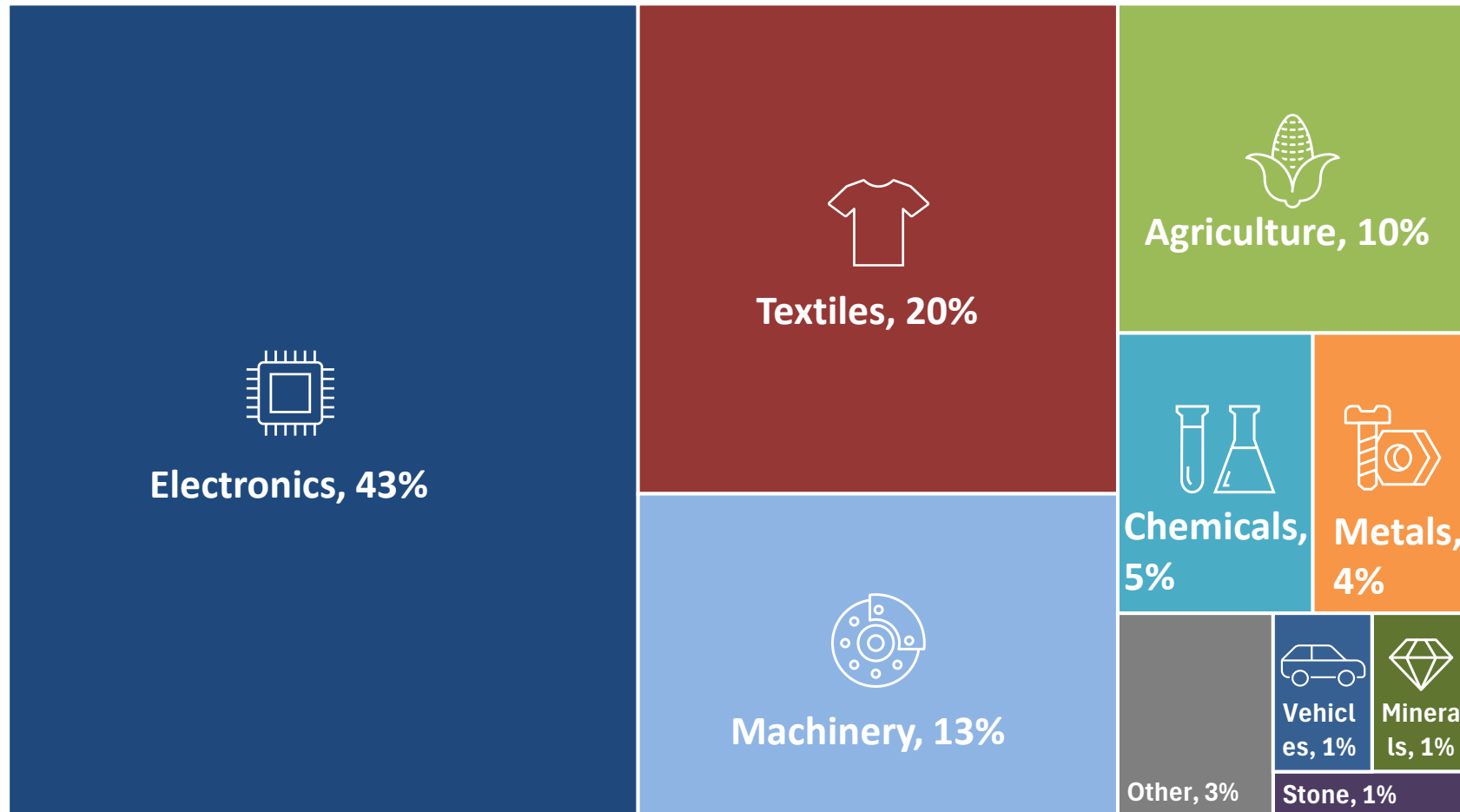
## GDP share by sector in Vietnam, in 2023



Source: ECCP (2025), own calculation based on UNdata

# Economic profile of Vietnam

## Vietnam's export sector composition by share of total exports (2023)



Source: ECCP (2025), own calculation based on Atlas of Economic Complexity.

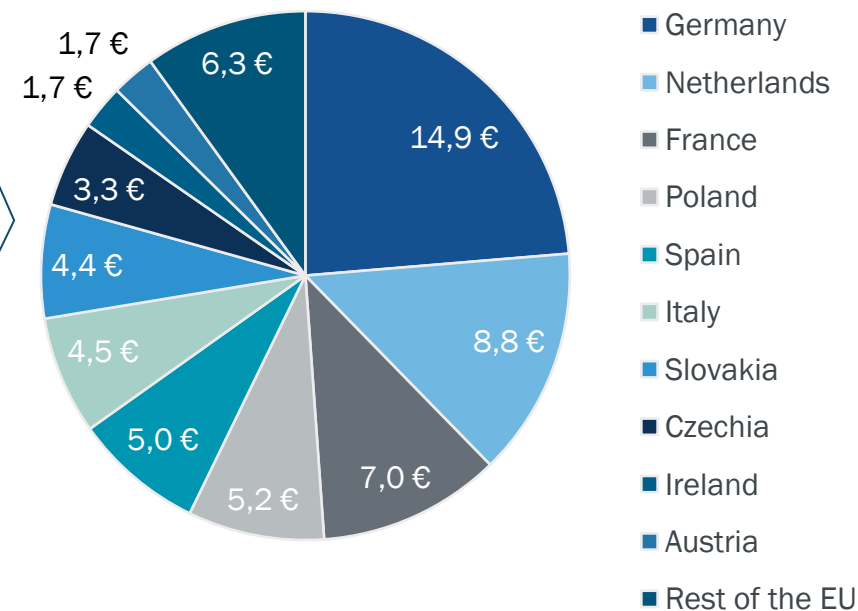
- **Electronics (43%)** were the most exported good in 2023, reflecting its status as a major player in global mobile phone production
- Despite a slight decline that the sector is facing, **Textiles (20%) stood second**
- **Machinery (13%)** was the third largest export, highlighting Vietnam's growing industrial capacity
- Together, Electronics and Machinery underscore **Vietnam's competitive edge in manufacturing**

# EU 27 and Vietnam: Analysis of business & value

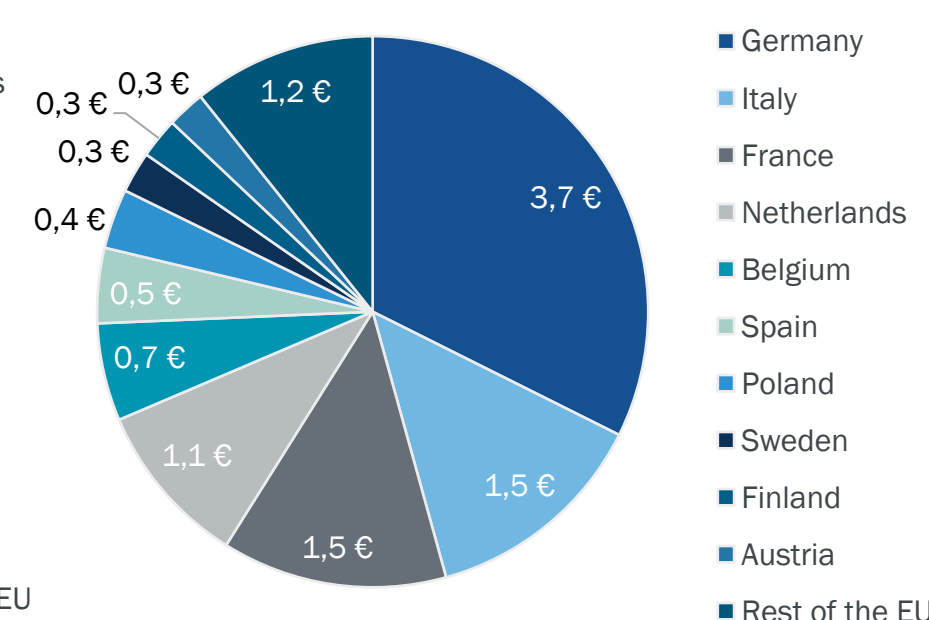
- **Trade concentration:** Germany (€14.9 billion) and the Netherlands (€8.8 billion) are Vietnam's main EU trading partners for imports, while Germany (€3.7 billion) and Italy (€1.5 billion) lead EU exports to Vietnam
- **Import structure:** Key imports of the EU from Vietnam include telephone sets, footwear, and coffee
- **Export structure:** EU exports to Vietnam are dominated by machinery and transport equipment (40% of traded goods), and health-related products
- **Framework:** The EU-Vietnam Free Trade Agreement (EVFTA) from 2020 aims to eliminate 99% of tariffs, facilitating trade by reducing regulatory barriers and bolstering EU-Vietnam economic ties

## Overview of the 10 most important EU27 trading partners for Vietnam, by imports and exports in 2024, in billion EUR

Imports of the EU27 from Vietnam



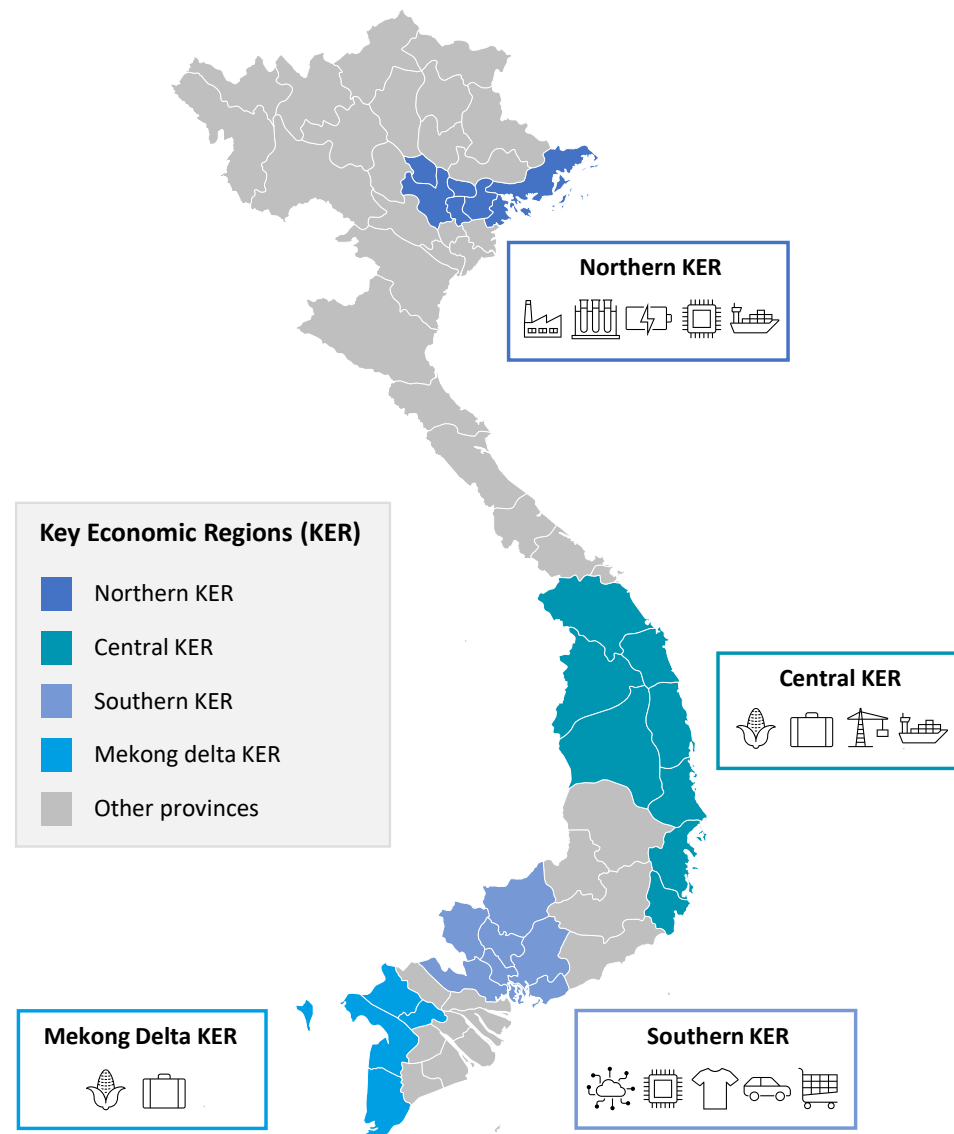
Exports from the EU27 to Vietnam



Source: ECCP (2025). Own calculation based on UN Comtrade data.

# Vietnam Cluster landscape and policy

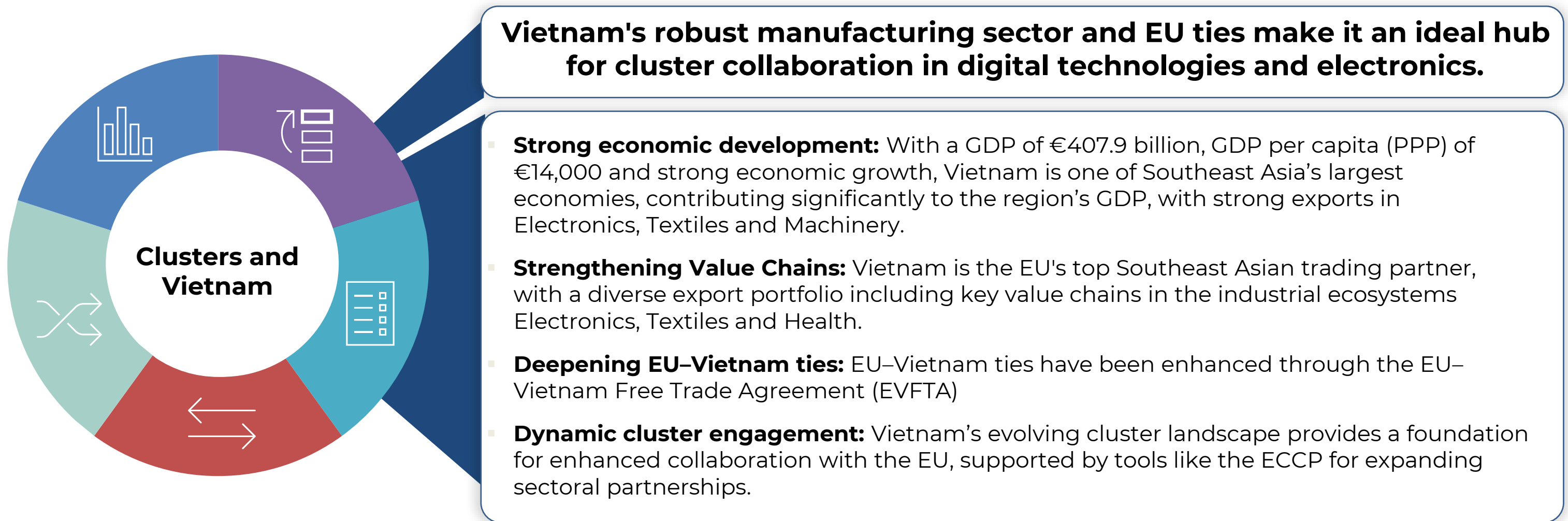
## Vietnam's cluster Landscape



- Vietnam's cluster landscape is divided into **4 Key Economic Regions (KERs)** featuring **431 Industrial Parks**, with **301 fully operational**
- **Vietnam's early cluster policy** evolved from attracting **FDI in industrial zones to innovation-driven clusters**, including Digital and Eco-Industrial Parks, advancing Industry 4.0
- The **new cluster policy framework** established in 2024 introduces a unified cluster development framework
- This policy **targets cluster members, cluster management** and so-called '**technical infrastructure investors**' and **supports existing clusters** and the **foundation of new clusters**
- The policy's **sectoral focus** is on **manufacturing, digital technologies and ICT**, as well as **local industries**

Source: ECCP (2025)

# Outlook: Potential for future EU-Vietnam collaboration





# Find out more in the input paper

